

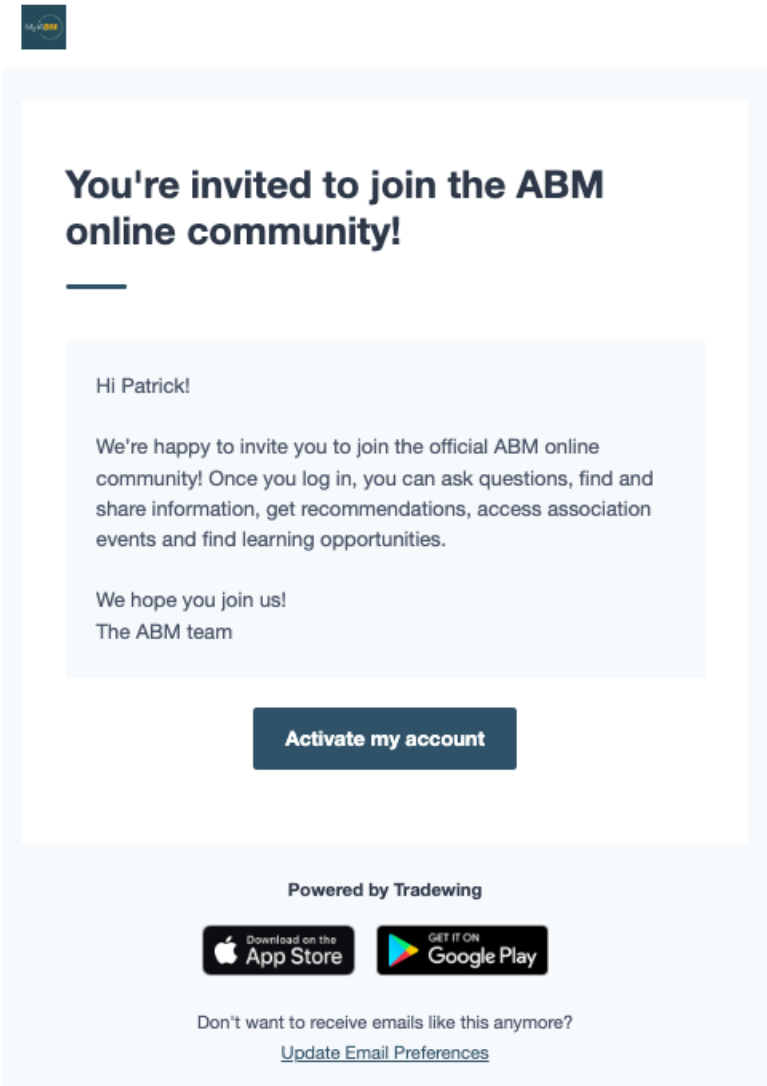


My ABM USER SET UP GUIDE

Welcome to My ABM – The Academy of Breastfeeding Medicine all-in-one community platform for sharing Best Practices and more! Let’s get started on setting up your new My ABM account.

1. You will receive a notification email from <notif@abm.tradewing.com> inviting you to join the My ABM online community. Click the “Activate my account” button in the email. If you can’t find your invite, check your junk folder and add <notif@abm.tradewing.com> as a recognized sender.

If you received an invitation previously and cannot locate it, you can simply head to <https://ABM.tradewing.com/> and select the “Login with your existing ABM account” and enter your ABM credentials to be logged right in.





My ABM USER SET UP GUIDE

- 2. This will send you to the domain <https://ABM.tradewing.com/> prompting you to set a password for your new My ABM account. (Chrome is the recommended browser for this software platform).

Activate your account

Email

Set a Password



My ABM USER SET UP GUIDE

3. Next, you will need to read & accept the Community Code of Conduct.



Hi Patrick, welcome to the ABM online community!

First things first, please read & accept our code of conduct.

The code of conduct ensures that we cultivate a community we all enjoy and find useful!

MyABM Code of Conduct

Thank you for being part of MyABM. To ensure the best possible experience for all members, we have established some guidelines for participation.

By joining and using MyABM, you agree that you have read and will follow these rules and guidelines. You also agree to reserve discussions and shared files and content to that best suited to the medium. This is a great medium with which to solicit the advice of your peers, benefit from their experience, and participate in an ongoing conversation.

I read & accept this code of conduct

Accept



My ABM USER SET UP GUIDE

- Next, you will be asked to confirm your account details including first name, last name, job title, and company.



Hi Patrick, welcome to the ABM online community!



Let's confirm your details!

Please confirm your name, last name and job title.

First Name

Patrick

Last name

ABM

Job Title

Job Title

Company

Tradewing



Next



My ABM USER SET UP GUIDE

5. There are tags in the community you can follow to help you get notified when other members of the community post about topics you care about. Go ahead and follow a few tags. Don't worry as notification settings can always be adjusted later on.



Hi Patrick, welcome to the ABM online community!

Follow Tags you're interested in

Tags help you get notified when other members of the community post about topics you care about

Billing

Breastfeeding Research

Clinical Cases

Medication

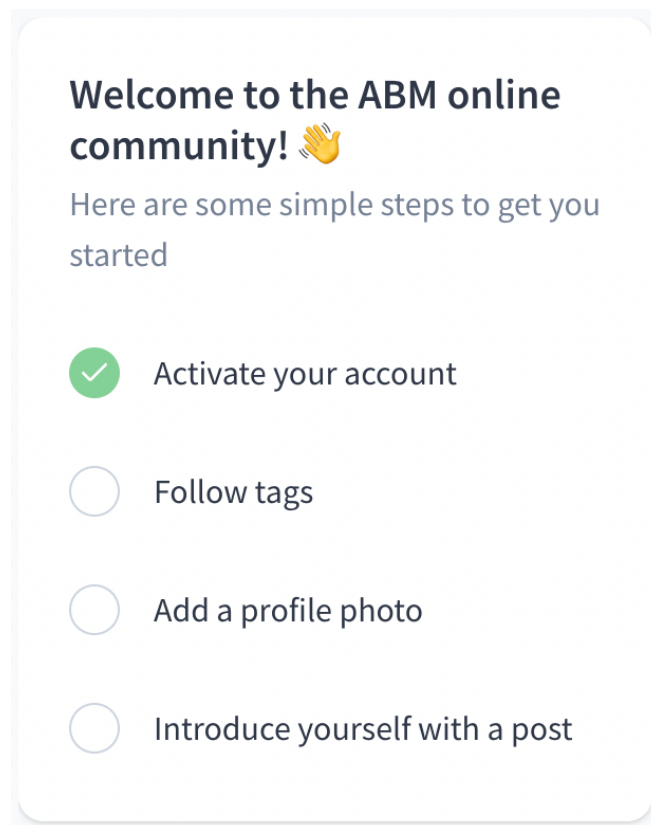
Policy



Next

My ABM USER SET UP GUIDE

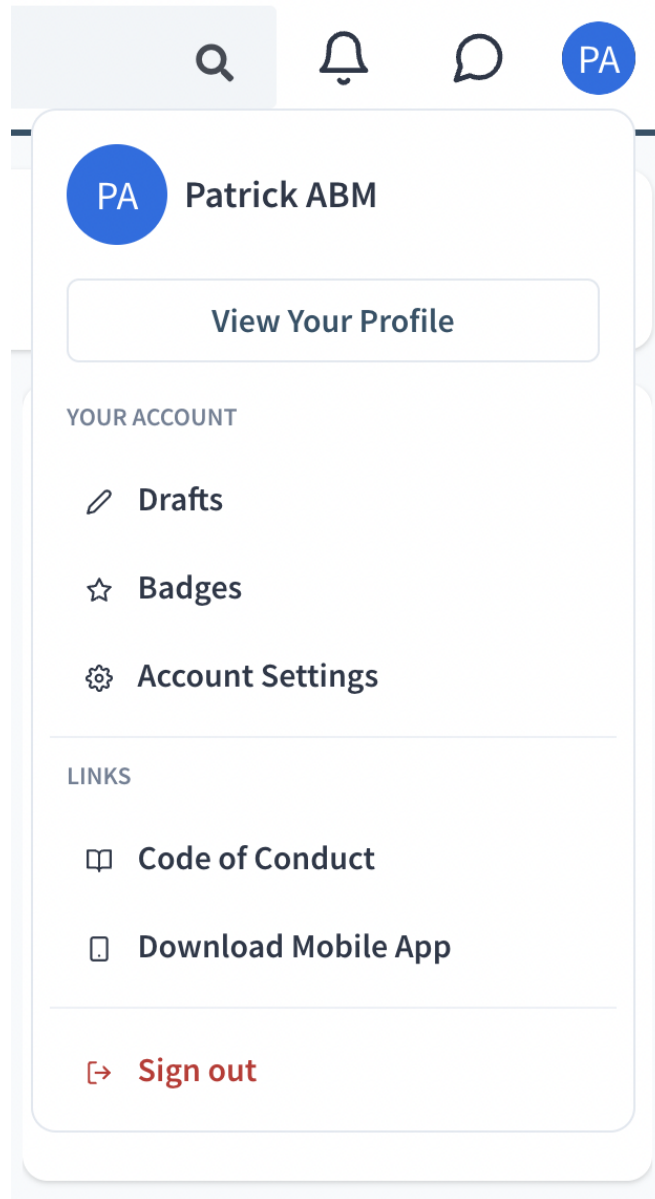
6. Once you complete the account set up pop-up box, you will be directed to your My ABM homepage. You will see a checklist to the right of the last steps you need to take to complete setting up your account including adding a profile photo or making a post in any of the groups you are a member of. Hovering over a step in the checklist and clicking will take you to where you may complete the action.





My ABM USER SET UP GUIDE


8. To view the profile you set up or make any further changes to your settings, click the circle with either your initials or profile photo (if you already added one) in the top right corner of your browser, then click profile.






My ABM USER SET UP GUIDE

9. Add any further info in any available fields you wish. **Please note that only yourself and the ABM site administrator can view your phone number. The rest of your contact info will be visible to any other users.**



Patrick ABM
Tradewing
✉ pat+2@tradewing.com



About me [Edit](#)

⊕
Add a description

Info [Edit](#)

First Name	Last Name	Credentials
Patrick	ABM	Add Credentials
Email	Primary Phone	
pat+2@tradewing.com	Add Primary Phone	
	👁 Only visible to you & Admins	
Job Title	Company	
Add Job Title	Tradewing	